

# Back in Favor: The New Case for Fixed-Income

JANUARY 2024



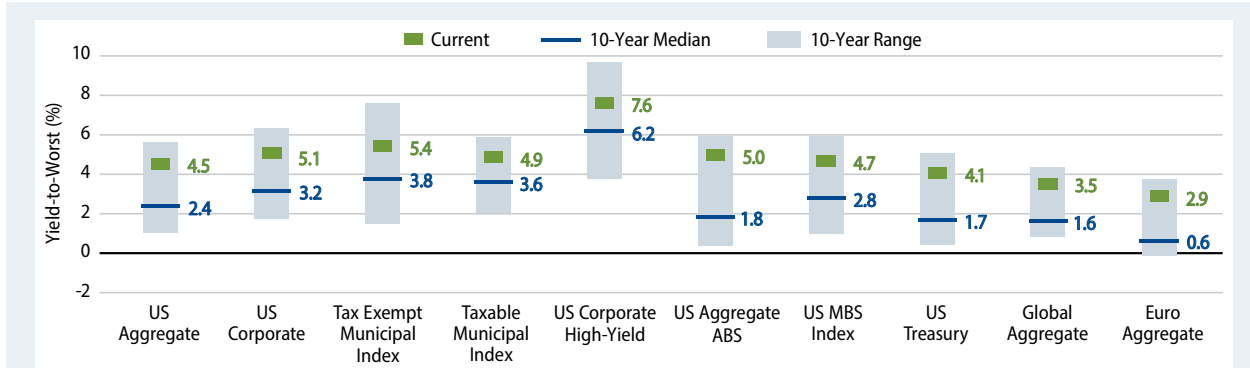
*Bond yields are higher than they've been in nearly 15 years, presenting investors with a variety of opportunities regarding fixed-income. The economic backdrop has also improved recently and is poised to be favorable in 2024 given falling inflation trends and subsequent likely rate cuts from the Fed.*

*What's more, the breakdown of the traditional 60/40 (equities/bonds) portfolio that occurred over the last year or so—the historical negative correlations between stocks and bonds that help investors diversify—has largely been restored. Bonds once again can serve as a valuable hedge to equities and other risk assets. This is especially important as they offer compelling income in both nominal and real terms, which is well above recent equity yields (S&P dividend yield of 1.4%, as of year-end 2023). In other words, one of the most important qualities of fixed-income—the diversification benefit—appears to be functioning again. Finally, we believe current yields may be a reasonable indicator of what investors can earn over time.*

# 1 Attractive Valuations: Most Favorable for Investors in Last 15 Years

Bond valuations are attractive—with investment-grade credit currently yielding upwards of 5%, investors can beat cash rates and don't need to reach for yield in riskier sectors any longer. In fact, today's bond yields are also as attractive as they've been since the global financial crisis, according to Bloomberg. But one benefit in the aftermath of the recent rough patch is that yields and valuations have been restored—offering new opportunities for carry.

**Exhibit 1: The Return of Appealing Returns—Fixed-Income Yields by Sector**



Source: Bloomberg.\* As of 31 Dec 23.

- Following the recent rough patch, bond yields and valuations were meaningfully restored in 2023.
- Even with the bond market rally in late 2023, valuations are still attractive amid resilient growth and falling inflation, which creates a favorable backdrop for the year ahead.
- When rates are higher overall, sector-specific investments tend to present better opportunities for enhanced yield.

# 2 Improving Backdrop: Strong Tailwinds for Fixed-Income

The pace of global disinflation over the past six months has been remarkably swift, beyond most expectations. Inflation data in developed markets has already fallen close to the Fed's 2% target, reflecting positive trends across major economies. We anticipate this broader disinflationary momentum will persist going forward, though likely in fits and starts as sticky components like goods prices and rents are likely to normalize at a more uneven cadence. Nevertheless, inflation moving closer to the Fed's target increases the likelihood of interest rate cuts by the Fed in 2024 without a US recession.

**Exhibit 2: Post-Hike Return Bumps for Bonds Over the Years**

Period	Rate Hike	Event	Bloomberg US Aggregate Index Returns			
			+6-Mos	+1-Yr	+3-Yr	+5-Yr
Mar 1988 - Feb 1989	3.25%	Savings and Loan Crisis	9.4%	12.9%	12.3%	11.0%
Feb 1994 - Feb 1995	3.00%	Bond Market Massacre	8.9%	17.1%	10.2%	7.3%
Jun 1999 - May 2000	1.75%	Dot-com Bubble	7.7%	13.7%	11.1%	7.8%
Jun 2004 - Jun 2006	4.25%	Housing Bubble	5.4%	6.5%	6.6%	6.6%
Dec 2015 - Dec 2018	2.25%	Oil Price Collapse	6.0%	8.8%	5.0%	1.0%
<b>Average</b>	<b>2.90%</b>		<b>7.5%</b>	<b>11.8%</b>	<b>9.0%</b>	<b>6.8%</b>
Mar 2022 - Present <sup>o</sup>	5.25%	Inflation Spike Post COVID-19	-	-	-	-

Source: Bloomberg. Federal Funds Rate Index, US Aggregate Index. Returns for periods greater than one year are annualized. <sup>o</sup>As of 31 Dec 23. Past results are not indicative of future investment results.

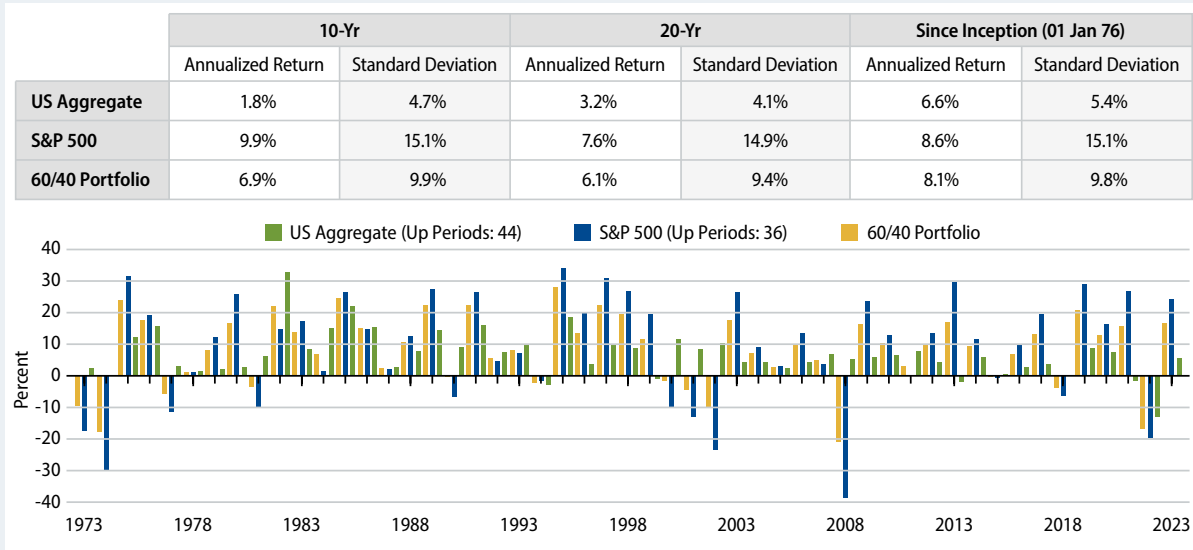
- Historically, following a pause by the Fed after a series of rate increases, bonds have delivered positive returns, and we expect the Fed is either at or nearing the end of its current hiking cycle (which began in March 2022).
- Regardless of a hard or a soft landing for the economy, bonds have traditionally provided an attractive stream of income.
- As of January 2024, the median projection from all Fed officials is for three rate cuts this year.

\*Bloomberg, US Aggregate Total Return, Global-Aggregate Total Return, US Corporate Total Return, US Corporate High Yield Total Return, US Treasury Total Return, Municipal Index Taxable Total Return, US MBS Index Total Return, US Aggregate ABS Total Return, EuroAgg Total Return. Yield-to-worst is the lowest possible yield that can be received on a bond apart from the company defaulting. All sectors shown are yield-to-worst except for Municipals, which is based on the tax-equivalent yield-to-worst assuming a top-income tax bracket rate of 37% plus a Medicare tax rate of 3.8%.

### 3 Diversification Benefits: Traditional Correlations Are Back

Market expectations for Fed rate cuts, aided by lower and more stable inflation—along with the Fed’s own admission it is likely nearing the end of its tightening cycle—has helped traditional asset class correlations normalize. Equities shot up in 2023, with the S&P 500 returning over 24% for the calendar year. Meanwhile, US Treasury had modestly positive returns (across the yield curve) and the Bloomberg US Aggregate Index rose 5.53%. In short, bonds are once again providing the ballast and the classic 60/40 investment strategy is working again. The evidence of this can be seen in the sharp decline of US Treasury yields in March 2023 (notably at the front end of the yield curve) following a “flight to quality” due to heightened concerns over US and European banking system stability.

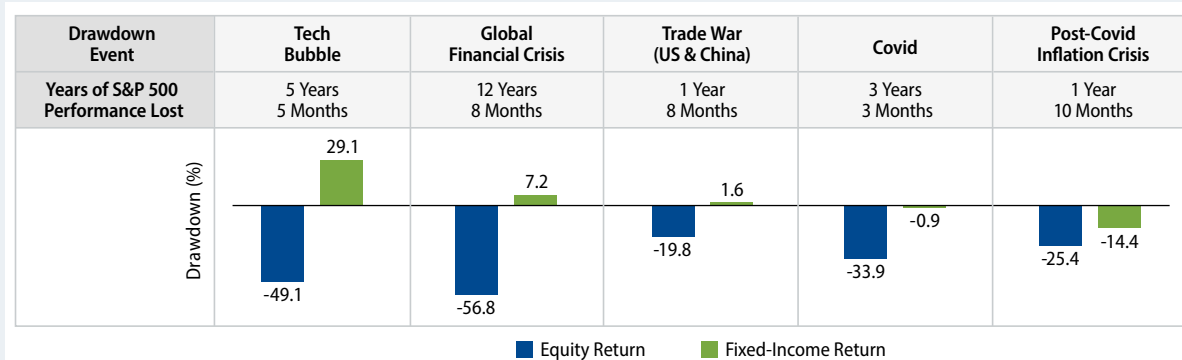
**Exhibit 3: Annual Returns Comparison**



Source: Bloomberg, Western Asset, US Aggregate Index, S&P 500 Index (SPX). As of 31 Dec 23.  
Past results are not indicative of future investment results.

- The Classic 60/40 diversified portfolio can help dampen volatility while preserving returns, especially over longer time horizons.
- Over the 50-year period shown here, the benefit of 40% fixed-income in a balanced portfolio is clear.
- For the majority of the calendar years shown—and for over a century—stocks and bonds have been negatively correlated.

**Exhibit 4: Fixed-Income Allocation Helps Avoid Portfolio Wipeouts in Volatile Markets**



Source: Bloomberg. S&P 500 Index, US Aggregate Index. As of 31 Aug 23.

- This chart illustrates the extent to which fixed-income can help portfolios mitigate against major losses, irrespective of historical events.
- The five crisis periods shown demonstrate just how significant equity losses can be during major drawdown events.
- While the post-Covid inflation crisis has proven to be an outlier, this graphic reinforces just how resilient the diversification benefit of fixed-income has been over the long term.

## Key Takeaways

- *Given where we are now (i.e., post-Covid, falling inflation, higher rates, restoration of bonds' diversification benefits), we believe that the case for fixed-income is very strong.*
- *Although cash rates are currently attractive, investment-grade credit yields are currently offering outperformance.*
- *Government bond yields are modestly lower than cash rates but look cheap in real terms (30-year Treasuries currently offer 2% real yields), and if yields fall we expect that Treasury yields could outperform cash significantly.*
- *Fixed-income has earned its place in investor portfolios due to its long track record—over a century—of providing ballast due to its historically negative correlation to equities.*
- *Today's higher rates and opportunity for enhanced yield across a variety of fixed-income sectors underscores the appeal of the asset class.*



## Western Asset's Active Management Advantage

Western Asset's deep research, distinct market views and value-investing style distinguish the Firm from other traditional bond managers. By adhering to our time-tested investment philosophy and process, we have historically delivered favorable long-term performance outcomes for our investors. In our portfolios, we've been adding to carry trades at wider spread levels, and we expect income to be the primary driver of overall total returns at this point in the market cycle. In addition, we believe that perpetually blending long-term value opportunities with multiple diversified strategies and active sector rotation is key to meeting our clients' investment objectives within their risk tolerances.

### Our Long-Term Fundamental Value Approach

- Our global investment team constantly analyzes macro elements such as real and nominal interest rates, yield curves, currencies, volatility and global central bank policies. We also pay vigilant attention to interest-rate duration, yield-curve positioning, sector allocation, security selection, country and currency considerations, and specific-issue opportunities.
- Our consistent approach helps minimize the distraction of short-term market noise allowing us to instead focus on discovering areas of opportunity.

### Diversified Sources of Return

- Our fixed-income team explicitly measures contributions to risk, both in absolute terms and through the lens of expected risk reduction based on correlation metrics. As such, we deploy multiple, diverse strategies so that no single theme dominates performance, which helps to dampen portfolio volatility.
- As a result of our team-based investment management approach and deployment of diversified strategies in client portfolios, there is no reliance on individual investment calls, further serving as a risk mitigator during various periods of market volatility.

Since 1971, regardless of whether markets are risk-on or risk-off, our consistent approach to active management of fixed-income investments allows us to combine the tenets of long-term fundamental value investing with multiple diversified strategies to help us meet our clients' objectives.



© Western Asset Management Company, LLC 2024. The information contained in these materials ("the materials") is intended for the exclusive use of the designated recipient ("the recipient"). This information is proprietary and confidential and may contain commercially sensitive information, and may not be copied, reproduced or republished, in whole or in part, without the prior written consent of Western Asset Management Company ("Western Asset").

**Past performance does not predict future returns. These materials should not be deemed to be a prediction or projection of future performance.**

**These materials are intended for investment professionals including professional clients, eligible counterparties, and qualified investors only.**

*These materials have been produced for illustrative and informational purposes only. These materials contain Western Asset's opinions and beliefs as of the date designated on the materials; these views are subject to change and may not reflect real-time market developments and investment views.*

*Third party data may be used throughout the materials, and this data is believed to be accurate to the best of Western Asset's knowledge at the time of publication, but cannot be guaranteed. These materials may also contain strategy or product awards or rankings from independent third parties or industry publications which are based on unbiased quantitative and/or qualitative information determined independently by each third party or publication. In some cases, Western Asset may subscribe to these third party's standard industry services or publications. These standard subscriptions and services are available to all asset managers and do not influence rankings or awards in any way.*

*Investment strategies or products discussed herein may involve a high degree of risk, including the loss of some or all capital. Investments in any products or strategies described in these materials may be volatile, and investors should have the financial ability and willingness to accept such risks.*

*Unless otherwise noted, investment performance contained in these materials is reflective of a strategy composite. All other strategy data and information included in these materials reflects a representative portfolio which is an account in the composite that Western Asset believes most closely reflects the current portfolio management style of the strategy. Performance is not a consideration in the selection of the representative portfolio. The characteristics of the representative portfolio shown may differ from other accounts in the composite. Information regarding the representative portfolio and the other accounts in the composite are available upon request.*

*Statements in these materials should not be considered investment advice. References, either general or specific, to securities and/or issuers in the materials are for illustrative purposes only and are not intended to be, and should not be interpreted as, recommendation to purchase or sell such securities. Employees and/or clients of Western Asset may have a position in the securities or issuers mentioned.*

*These materials are not intended to provide, and should not be relied on for, accounting, legal, tax, investment or other advice. The recipient should consult its own counsel, accountant, investment, tax, and any other advisers for this advice, including economic risks and merits, related to making an investment with Western Asset. The recipient is responsible for observing the applicable laws and regulations of their country of residence.*

*Founded in 1971, Western Asset Management Company is a global fixed-income investment manager with offices in Pasadena, New York, London, Singapore, Tokyo, Melbourne, São Paulo, Hong Kong, and Zürich. Western Asset is a wholly owned subsidiary of Franklin Resources, Inc. but operates autonomously. Western Asset is comprised of six legal entities across the globe, each with distinct regional registrations: Western Asset Management Company, LLC, a registered Investment Adviser with the Securities and Exchange Commission; Western Asset Management Company Distribuidora de Títulos e Valores Mobiliários Limitada is authorized and regulated by Comissão de Valores Mobiliários and Brazilian Central Bank; Western Asset Management Company Pty Ltd ABN 41 117 767 923 is the holder of the Australian Financial Services License 303160; Western Asset Management Company Pte. Ltd. Co. Reg. No. 200007692R is a holder of a Capital Markets Services License for fund management and regulated by the Monetary Authority of Singapore; Western Asset Management Company Ltd, a registered Financial Instruments Business Operator and regulated by the Financial Services Agency of Japan; and Western Asset Management Company Limited is authorised and regulated by the Financial Conduct Authority ("FCA") (FRN 145930). This communication is intended for distribution to Professional Clients only if deemed to be a financial promotion in the UK as defined by the FCA. This communication may also be intended for certain EEA countries where Western Asset has been granted permission to do so. For the current list of the approved EEA countries please contact Western Asset at +44 (0)20 7422 3000.*